

# FUND FACTSHEET

## MERIAN EUROPEAN EQUITY (EX UK) FUND

I CLASS | GBP | ACCUMULATION  
AS AT 31 JANUARY 2023

EQUITIES

FIXED INCOME

ALTERNATIVES

### FUND OBJECTIVE

To seek to achieve capital growth by delivering a return, net of fees, greater than that of the MSCI Europe ex UK Index with net dividends reinvested over rolling 3 year periods. The fund primarily invests (at least 70%) in a diversified portfolio of European equities, excluding the UK.

### SYSTEMATIC EQUITIES TEAM

Headed by Amadeo Alentorn, and including Ian Heslop, James Murray, Matus Mrazik, Tarun Inani, Yuangao Liu and Sean Storey.

### PAST PERFORMANCE

#### DISCRETE PERIOD PERFORMANCE (%)

	2023 YTD	2022	2021	2020	2019	2018	2017	2016	2015	2014	2013
Fund	7.0	-6.9	19.9	8.0	18.0	-19.6	15.1	15.8	3.6	0.0	29.0
Benchmark	6.8	-7.6	16.7	7.5	20.0	-9.9	15.8	18.6	5.1	-0.7	25.3
Sector average	6.0	-9.0	15.6	10.5	20.4	-12.2	17.5	17.1	9.4	-0.9	26.3
Quartile rank	1	2	1	3	3	4	4	3	3	3	3

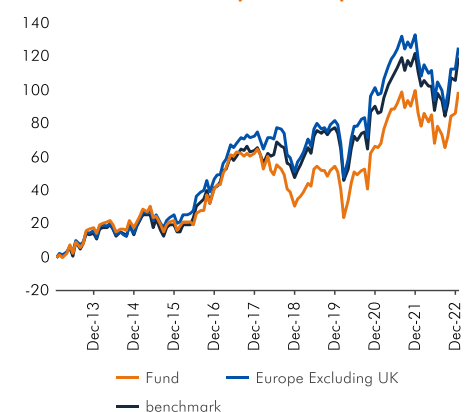
#### DISCRETE PERIOD PERFORMANCE (%) - year on year ending Jan 2023

	1 yr to 31/01/23	1 yr to 31/01/22	1 yr to 29/01/21	1 yr to 31/01/20	1 yr to 31/01/19	1 yr to 31/01/18	1 yr to 31/01/17	1 yr to 29/01/16	1 yr to 30/01/15	1 yr to 31/01/14
Fund	6.6	12.5	9.8	12.1	-18.4	14.9	23.9	-4.4	6.1	14.1
Benchmark	4.2	13.1	6.8	14.6	-8.2	16.5	23.2	-2.5	6.6	11.0
Sector average	2.9	10.6	10.1	14.2	-10.2	17.5	24.2	0.3	6.7	12.0
Quartile rank	1	2	2	3	4	4	3	4	3	2

#### CUMULATIVE PERFORMANCE (%)

	1 month	3 month	6 month	1Y	3Y	5Y	10Y
Fund	7.0	15.5	11.5	6.6	31.7	20.6	98.7
Benchmark	6.8	14.2	11.0	4.2	25.8	32.4	119.5
Sector average	6.0	13.7	10.0	2.9	25.3	28.4	124.8
Quartile rank	1	1	1	1	1	4	4

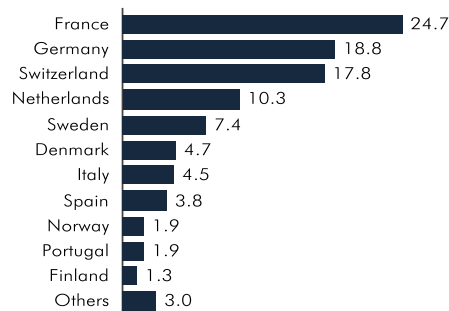
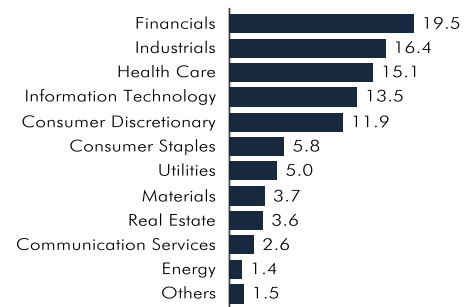
#### Performance (TEN YEAR)



**Past performance is not a guide to future performance.** The benchmark is a representation of the markets in which the fund primarily invests and as such is an appropriate benchmark for the fund to seek to outperform and may also be used as a point of reference against which the fund's performance may be measured. The fund's performance may also be compared to the IA sector, which consists of funds with similar investment objectives and policies. Source: Factset. © Morningstar. All Rights Reserved. I GBP Accumulation terms. All information as at 31/01/2023 unless otherwise stated. The performance of other share classes may differ, and any reported quartile ranking figures may refer to different share classes. Sector averages and rankings may change at any time.

**TOP 10 STOCKS (%)**

ASML HOLDING NV	4.7
ROCHE HOLDING LTD DIVIDEND	3.4
NESTLE S.A.	3.3
NOVARTIS AG	2.5
SANOFI	2.4
BNP PARIBAS S.A. CLASS A	2.1
NOVO NORDISK A/S CLASS B	1.9
LVMH MOËT HENNESSY LOUIS	1.9
UNICREDIT S.P.A.	1.8
MERCEDES-BENZ GROUP AG	1.8

**COUNTRY BREAKDOWN (%)****SECTOR BREAKDOWN (%)**

Please note due to rounding of figures they may not add up to 100%.

**FUND AND SHARE CLASS INFORMATION**

Share class	I
Umbrella	Jupiter Investment Management Series II
Share class launch date	1 November 2012
Fund launch date	29 April 1998
Domicile	United Kingdom
Share class currency	GBP
Benchmark	MSCI Europe ex UK Index with net dividends re-invested
IA sector	Europe Excluding UK
Legal structure	OEIC
Accounting date	31/10
Valuation point	12.00pm (UK time) on each Valuation Day
Dealing frequency	Daily
Settlement period	T+4
Fund Size	£33.4m

Number of Holdings	146
Single / dual pricing	Single
ISIN	GB00B1XG9714
Sedol	B1XG971
Initial charge	0.00%
Fixed annual charge	0.90%
Historic yield (as at 30 Jan 2023)	1.36%
Minimum investment lump sum	GBP 1,000,000

**RISK AND REWARD PROFILE****Synthetic Risk Reward Indicator (SRR):**

The SRR is based on past data, may change over time and may not be a reliable indication of the future risk profile of the fund. The lowest category does not mean 'no risk'. Please see the KIID/KID for further information.

**Investment risk** - there is no guarantee that the Fund will achieve its objective. A capital loss of some or all of the amount invested may occur.

**Geographic concentration risk** - a fall in the European market may have a significant impact on the value of the Fund because it primarily invests in this market.

**Company shares (i.e. equities) risk** - the value of Company shares (i.e. equities) and similar investments may go down as well as up in response to the performance of individual companies and can be affected by daily stock market movements and general market conditions. Other influential factors include political, economic news, company earnings and significant corporate events.

**Currency risk** - the Fund can be exposed to different currencies. The value of your shares may rise and fall as a result of exchange rate movements.

**Derivative risk** - the Fund uses derivatives to reduce costs and/or the overall risk of the Fund (i.e. Efficient Portfolio Management (EPM)). Derivatives involve a level of risk, however, for EPM they should not increase the overall riskiness of the Fund. Derivatives also involve counterparty risk where the institutions acting as counterparty to derivatives may not meet their contractual obligations.

For a more detailed explanation of risks, please refer to the "Risk Factors" section of the prospectus.

**OTHER INFORMATION**

Past performance is not a guide to future performance and may not be repeated. Investment involves risk. The value of investments and the income from them may go down as well as up and investors may not get back the amount originally invested. Because of this, an investor is not certain to make a profit on an investment and may lose money. Exchange rate changes may cause the value of overseas investments to rise or fall.

- The net asset value of the Fund may have high volatility due to the nature of the asset class invested.

Your attention is drawn to the stated investment policy which is set out in the Fund's prospectus.

**ONLINE:** [www.jupiteram.com](http://www.jupiteram.com)  
Download fund data and read investment updates  
from this fund manager at

**INVESTOR SERVICES:** 8005614000  
Calls may be monitored and recorded

**Jupiter Investment Management Limited**

This communication is issued by Jupiter Investment Management Limited, The Zig Zag Building, 70 Victoria Street, London, SW1E 6SQ, United Kingdom. Jupiter Investment Management Limited is registered in England and Wales (number: 02949554) and is authorised and regulated by the Financial Conduct Authority (FRN: 171847). The Merian European Equity (ex UK) Fund (the "Fund") is a sub-fund of Jupiter Investment Management Series II (an investment company with variable capital incorporated in England and Wales) and is authorised by the Financial Conduct Authority. The Fund can be distributed to the public in the United Kingdom. Jupiter uses all reasonable skill and care in compiling the information in this communication which is accurate only on the date of this communication. You should not rely upon the information in this communication in making investment decisions. Nothing in this communication constitutes advice or personal recommendation. An investor should read the Key Investor Information Document(s) ("KIID") before investing in the Fund. The KIID and the prospectus can be obtained from [www.jupiteram.com](http://www.jupiteram.com) in English and other required languages.

The ongoing charges figure is based on the fixed annual charge as detailed in the prospectus. Where the Fund invests in other underlying funds, which may include closed-ended funds such as investment trusts, the ongoing charges figure will include the ongoing charges for those funds, and will therefore vary from year to year. The ongoing charges figure excludes portfolio transaction costs, except in the case of an entry/ exit charge paid by the Fund when buying or selling shares in another collective investment undertaking. The historic yield reflects distributions paid or declared over the past twelve months as a percentage of the mid market share price as at the date shown. It does not include any initial charge and investors may be subject to tax on their distributions. Historic yield figures are as at the last day of the month and are not a guide or guarantee for the expected level of distributions to be received. The yield may fluctuate significantly during times of extreme market and economic volatility.

Signatory of:



## Jupiter Factsheet – Glossary

**Absolute return** : the total return of an asset, portfolio or fund over a given period of time OR an investment approach that attempts to achieve a return which is not benchmarked against an index

**Ask / Bid price** : the lowest price a seller is willing to sell a security for / the highest price a buyer is willing to pay for a security

**Bond** : a debt instrument ('I Owe You') issued by a company (corporate bond), government (sovereign/government bond) or other institution in order to raise money. In most cases, bonds pay a fixed interest rate (coupon) over a fixed period of time and will be repaid on a particular date. **See Coupon**

**CFROI** : means cash flow return on investment

**Convertibles** : securities (e.g. bonds or preference shares) that can be exchanged at some point in the future for a specified number of shares at a specified price of the company issuing the securities. **See Bond.**

**Coupon** : denotes the interest in % paid on a bond **See Bond.**

**Credit rating** : an assessment of a borrower's credit worthiness, i.e. the likelihood of the borrower to repay its debts.

**Delta/Weighted Average Delta** : delta measures the change in value of a derivative from a change in the price of the underlying asset. It is sometimes referred to as the "hedge ratio." **Weighted Average Delta** refers to the overall delta of a collection of derivatives based on the delta of each individual derivative and their respective "weight" or size in the collection as a whole. **See Derivative.**

**Derivative** : a financial instrument that derives its value from its underlying assets. Common underlying assets include stocks, bonds, commodities, currencies, interest rates and market indices. Futures contracts, forward contracts, options and swaps are the most common types of derivatives. Derivatives can be purchased 'on margin', i.e. at a fraction of the value of the underlying asset. Thus, they are 'leveraged' instruments where the risk of loss can be greater than the initial outlay. Derivatives can be used like insurance contracts (i.e. to hedge market risk) or for investment purposes. **See Hedge, Leverage.**

**Distribution Yield** : the total interest paid by a fund divided by the fund's value.

**Duration/Modified Duration** : Duration estimates the sensitivity of a bond or bond fund to changes in interest rates. It is measured in years. The longer a bond's duration, the more sensitive it is to interest rate movements. Modified duration estimates the effect that a 1% change in interest rates will have on the price of a bond or bond fund.

**Economic Gross** : the gross exposure adjusted to account for investments with mutually exclusive outcomes, for example a short position hedge on a share that is also held as a long position. **See Gross exposure, Long/short position, Hedge.**

**Effective Duration** : estimates the sensitivity of a bond's price to changes in benchmark interest rates. Effective duration is required for the measurement of interest rate risk for complex types of bonds. **See Bond.**

**Engagement** : means dialogue with management teams and boards, including nonexecutive directors. Engagement enables us to assess and influence how businesses are managed.

**Equity** : a share representing an ownership interest in a company. Equity market means stock market.

**Exchange Traded Fund (ETF)** : a fund vehicle that is traded like a stock on a stock exchange. It is used to track and mimic the performance of a specific market index.

**Exposure** : Describes the level of risk to a particular asset, asset type, sector, market or government. Also, the directional market exposure of a (absolute return) fund. **See Absolute Return, Gross/Net exposure.**

**Fixed interest/income** : denotes debt instruments (securities) that pay a fixed interest rate (e.g. bond, commercial paper). Also, a universal term for bond or debt investing. **See Bond**

**Floating rate note (FRN)** : a bond with a variable interest rate. The interest rate is variable as it is tied to a benchmark such as LIBOR (London Interbank Offered Rate). **See Bond.**

**Futures** : an exchange traded contract between two parties to buy or sell a commodity or a financial instrument at a pre-determined price at a future date. **See Bond Future, Derivative.**

**Gearing** : measures a company's borrowings (debt) as a proportion of assets. **See Leverage.**

**Gross exposure** : the percentage value of the long positions plus the percentage value of the short positions. **See Net exposure.**

**Hedge** : an investment designed to reduce the risk of adverse price movements in an asset by taking an offsetting position. Derivatives are usually used as hedging tools. **See Derivative.**

**High Water Mark** : the highest level that a fund's net asset value (NAV) has reached at the end of any 12-month accounting period. **See Net Asset Value.**

**Hurdle Rate** : the minimum level of return required before a fund can charge a performance fee. **See Performance fee.**

**Leverage** : the use of financial instruments (e.g. debt) to increase the potential return of an investment. **See Notional value.**

**Liquidity** : measures how easily an asset or security can be converted into cash.

**Long/short position** : a long position is buying a security with the expectation that it will deliver a positive return if its value goes up and a negative return if its value falls. Conversely, a short position involves selling a borrowed security with the expectation of buying it back at a lower price to make a profit. However, if the security goes up in value, a short position will make a loss.

**Maturity** : refers to a finite time period at the end of which a security/debt instrument is due to be repaid. **See Bond.**

**Money market** : markets in which short-term (less than one year) debt instruments are traded. Money market instruments are typically cash deposits and commercial papers.

**Net asset value** : in relation to a fund, the market value of its assets less its liabilities. The market value is usually determined by the price at which an investor can redeem shares.

**Net exposure** : the percentage value of the long positions less the percentage value of the short positions. **See Gross Exposure, Long/short Position**

**Non-rated bonds** : bonds that are not rated. **See Bond.**

**Notional value** : commonly used in relation to a derivative, denotes the theoretical value of its underlying asset. **See Derivative**

**Open-ended Investment Company (OEIC)** : a fund vehicle, which can issue a limitless number of shares whose value are directly linked to the value of its underlying investments. OEICs normally list a single price based on the NAV. **See Net Asset Value**

**Performance fee** : a fee paid to an asset manager for generating positive returns above a hurdle rate.

**Preferred bonds** : have greater seniority when a bond issuer repays its debts. In the event that the issuer cannot repay all its debt, the holders of preferred bonds will be further forward in the queue for repayment than holders of other ('nonpreferred') bonds.

**Risk and Reward Profile** : The Risk and Reward Indicator table demonstrates where the Fund ranks in terms of its potential risk and reward. The higher the rank the greater the potential reward but the greater the risk of losing money. The lowest rank does not mean 'no risk'. It is based on past data, may change over time and may not be a reliable indication of the future risk profile of the Fund.

**Share** : a unit of ownership interest in a company or financial asset. **See Equity.**

**SICAV** : Société d'Investissement à Capital Variable. A type of open-ended fund widely used in Europe.

**Spread** : the difference between the bid and the ask price of a single security. It can also refer to the difference in price between two securities. **See Ask/Bid price.** Total return: the capital gain or loss plus any income generated by an investment over a given period.

**Stewardship** : our responsibility to understand and manage investment risks we take on behalf of our clients. We consider material Environmental, Social and Governance ('ESG') information in the same way as we consider other types of investment analysis. These three factors enable us to evaluate how companies interact with the Environment (such as climate change), Society (human rights) and Governance (management). Stewardship entails a responsibility to monitor and engage with the companies in which we invest.

**Sustainability** : by appropriately considering ESG risks and engaging with companies, we strive to generate long term, sustainable returns for our clients.

**Unit Trust** : A fund vehicle which can issue a limitless number of units whose value are directly linked to the value of its underlying investments. Jupiter Unit Trusts are single priced, which means they have one price for buying and selling.

**Value at Risk (VaR)** : value at Risk, a mathematical way of measuring the maximum expected loss of an investment over a period of time.

**Volatility** : measures how much the price of a security moves up or down over a period of time. A stock that experiences big price swings has high volatility, while one which moves up or down in smaller increments has low volatility.

**Yield to Maturity** : Yield to maturity (YTM) measures the annual return an investor can anticipate for holding a particular bond until it matures. When considering an entire bond portfolio, an average yield is used based on the weightings of individual bonds within that portfolio.

**Yield** : the rate of interest or income on an investment, usually expressed as a percentage