

# FUND FACTSHEET

## JUPITER PACIFIC EQUITY FUND

I CLASS | USD | ACCUMULATION  
**AS AT 31 JANUARY 2023**

**EQUITIES**

**FIXED INCOME**

**ALTERNATIVES**

### FUND OBJECTIVE

The objective of the Fund is to seek to achieve asset growth through investment in a well-diversified portfolio of securities of Pacific region issuers or of issuers established outside the Pacific region which have a predominant proportion of their assets or business operations in the Pacific region. It is not proposed to concentrate investments in any one industry or sector. In seeking to achieve its investment objective, the fund aims to deliver a return, net of fees, greater than that of the MSCI AC Asia Pacific ex Japan Index with net dividends re-invested over rolling 3 year periods.

### SYSTEMATIC EQUITIES TEAM

Headed by Amadeo Alentorn, and including Ian Heslop, James Murray, Matus Mrazik, Tarun Inani, Yuangao Liu and Sean Storey.

### PAST PERFORMANCE

#### DISCRETE PERIOD PERFORMANCE (%)

	2023 YTD	2022	2021	2020	2019	2018	2017	2016	2015	2014	2013
Fund	9.0	-15.1	2.6	27.4	17.0	-24.5	37.1	9.5	-	-	-
Benchmark	8.6	-17.5	-2.9	22.4	19.2	-13.9	37.0	6.8	-	-	-

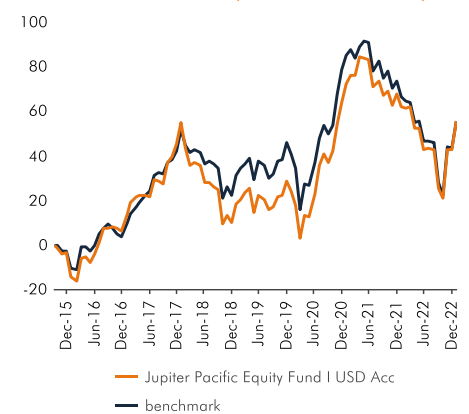
#### DISCRETE PERIOD PERFORMANCE (%) - year on year ending Jan 2023

	1 yr to 31/01/23	1 yr to 31/01/22	1 yr to 29/01/21	1 yr to 31/01/20	1 yr to 31/01/19	1 yr to 31/01/18	1 yr to 31/01/17	1 yr to 29/01/16	1 yr to 30/01/15	1 yr to 31/01/14
Fund	-3.9	-6.1	38.6	5.2	-23.8	36.2	32.8	-	-	-
Benchmark	-6.6	-9.9	31.6	7.0	-13.5	38.2	22.5	-	-	-

#### CUMULATIVE PERFORMANCE (%)

	1 month	3 month	6 month	1Y	3Y	5Y	10Y	Since Inception
Fund	9.0	28.4	8.2	-3.9	25.0	0.1	-	55.5
Benchmark	8.6	27.1	6.3	-6.6	10.7	2.4	-	55.7

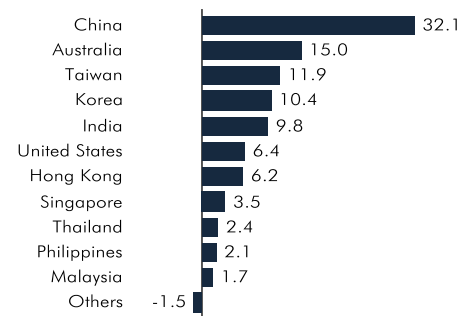
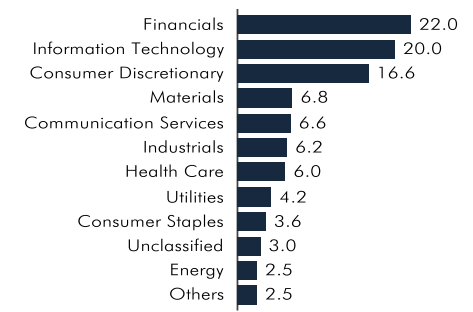
#### Performance (SINCE INCEPTION)



**Past performance is not a guide to future performance.** The benchmark is a point of reference against which the performance of the Fund may be measured. The Fund is managed having regard to the benchmark; however the Fund does not track the benchmark. Source: Factset. © Morningstar. All Rights Reserved. I USD Accumulation terms. All information as at 31/01/2023 unless otherwise stated. The benchmark is a representation of the markets in which the Fund primarily invests. Although a large proportion of the Fund's investments may be components of the Index, the Fund has the ability to deviate significantly from the Index. Performance prior to 18/05/2018 is attributable to a previous sub-adviser.

**TOP 10 STOCKS (%)**

TAIWAN SEMICONDUCTOR MFG	6.6
ALIBABA GROUP HOLDING LTD.	3.8
TENCENT HOLDINGS LTD.	3.0
AIA GROUP LIMITED	2.3
SAMSUNG ELECTRONICS CO., LTD.	2.3
JD.COM, INC. CLASS A	1.7
CSL LIMITED	1.6
SK HYNIX INC.	1.5
MEDIATEK INC	1.4
UNITED MICROELECTRONICS CORP.	1.2

**COUNTRY BREAKDOWN (%)****SECTOR BREAKDOWN (%)**

Please note due to rounding of figures they may not add up to 100%.

**FUND AND SHARE CLASS INFORMATION**

Share class	I
Umbrella	Jupiter Asset Management Series PLC
Share class launch date	8 October 2015
Fund launch date	13 September 2000
Domicile	Ireland
Share class currency	USD
Benchmark	MSCI AC Asia Pacific ex Japan Index with net dividends re-invested
Morningstar sector	EAA Fund Asia-Pacific ex-Japan Equity
Legal structure	ICVC
Accounting date	31/12
Valuation point	12.00pm (Irish time) on each Valuation Day
Fund Size	\$61.5m

Number of Holdings	230
Dealing frequency	Daily
Settlement period	T+3
Single / dual pricing	Single
ISIN	IE00B42HN743
Sedol	B42HN74
Initial charge	0.00%
Annual management charge	0.75%
Ongoing charge (as at Dec 2021)	1.20%
Minimum investment lump sum	USD 1,000,000

**RISK AND REWARD PROFILE****Synthetic Risk Reward Indicator (SRR):**

The SRR is based on past data, may change over time and may not be a reliable indication of the future risk profile of the fund. The lowest category does not mean 'no risk'. Please see the KIID/KID for further information.

**Investment risk** - there is no guarantee that the Fund will achieve its objective. A capital loss of some or all of the amount invested may occur.

**REITs risk** - REITs are investment vehicles that invest in real estate, which are subject to risks associated with direct property ownership.

**Geographic concentration risk** - a fall in the Asia Pacific markets may have a significant impact on the value of the Fund because it primarily invests in these markets.

**Company shares (i.e. equities) risk** - the value of Company shares (i.e. equities) and similar investments may go down as well as up in response to the performance of individual companies and can be affected by daily stock market movements and general market conditions. Other influential factors include political, economic news, company earnings and significant corporate events.

**Stock Connect risk** - Stock Connect is governed by regulations which are subject to change. Trading limitations and restrictions on foreign ownership may constrain the Fund's ability to pursue its investment strategy.

**Emerging markets risk** - less developed countries may face more political, economic or structural challenges than developed countries.

**Liquidity risk** - some investments may become hard to value or sell at a desired time and price. In extreme circumstances this may affect the Fund's ability to meet redemption requests upon demand.

**Derivative risk** - the Fund uses derivatives to generate returns and/or to reduce costs and the overall risk of the Fund. Using derivatives can involve a higher level of risk. A small movement in the price of an underlying investment may result in a disproportionately large movement in the price of the derivative investment. Derivatives also involve counterparty risk where the institutions acting as counterparty to derivatives may not meet their contractual obligations.

**Currency risk** - the Fund can be exposed to different currencies. The value of your shares may rise and fall as a result of exchange rate movements.

For a more detailed explanation of risks, please refer to the "Risk Factors" section of the prospectus.

**OTHER INFORMATION**

Past performance is not a guide to future performance and may not be repeated. Investment involves risk. The value of investments and the income from them may go down as well as up and investors may not get back the amount originally invested. Because of this, an investor is not certain to make a profit on an investment and may lose money. Exchange rate changes may cause the value of overseas investments to rise or fall.

• The net asset value of the Fund may have high volatility due to the nature of the asset class invested.

Your attention is drawn to the stated investment policy which is set out in the Fund's prospectus.

**ONLINE:** [www.jupiteram.com](http://www.jupiteram.com)

Download fund data and read investment updates from this fund manager at

**INVESTOR SERVICES:** +353-1 622 4499

Calls may be monitored and recorded

**Jupiter Asset Management (Europe) Limited**

1 North Wall Quay, Dublin 1, Ireland

On the 15 February 2021, the Merian Pacific Equity Fund changed its name to the Jupiter Pacific Equity Fund. **IN AUSTRIA, FRANCE, ITALY, LUXEMBOURG, PORTUGAL AND SWEDEN:** This communication is issued by Jupiter Asset Management (Europe) Limited, The Wilde-Suite G01, The Wilde, 53 Merrion Square South, Dublin 2, D02 PR63, Ireland. Jupiter Asset Management (Europe) Limited is registered in Ireland (company number: 536049) and is authorised and regulated by the Central Bank of Ireland (number: C181816). **IN THE UNITED KINGDOM AND ALL OTHER EEA COUNTRIES:** This communication is issued by Jupiter Investment Management Limited, The Zig Zag Building, 70 Victoria Street, London, SW1E 6SQ, United Kingdom. Jupiter Investment Management Limited is registered in England and Wales (number: 02949554) and is authorised and regulated by the Financial Conduct Authority (FRN: 171847). This communication provides information relating to Jupiter Pacific Equity Fund (the "Fund"), which is a sub-fund of Jupiter Asset Management Series plc. Jupiter Asset Management Series plc is an investment company with variable capital established as an umbrella fund with segregated liability between sub-funds which is authorised and regulated by the Central Bank of Ireland pursuant to the European Communities (Undertakings for Collective Investment in Transferable Securities) Regulations 2011, as amended. Registered in Ireland under registration number 271517. Registered office: 33 Sir John Rogerson's Quay, Dublin 2, Ireland. Jupiter Asset Management (Europe) Limited and Jupiter Investment Management Limited are collectively known as "Jupiter". Certain paying and/or information agents have been appointed in connection with public distribution of the shares of Jupiter Asset Management Series plc in certain jurisdictions. Shares are sold by prospectus only. The prospectus, KIID and/or other relevant offering documentation is available free of charge at: Austria: Erste Bank der oesterreichischen Sparkassen AG, Belvedere 1, 1010 Wien, Austria. Belgium: CACEIS Belgium SA, B-1000 Brussels, Avenue du Port 86 C b320, Brussels. Germany: GerFIS - German Fund Information Service UG (Haftungsbeschränkt), Zum Eichhagen 4, 21382 Brietlingen, Germany. France: BNP Paribas Securities Services, Les Grands Moulins de Pantin, 9 rue du Debarcadère 93500 Pantin, France. Hong Kong: Jupiter Asset Management (Asia Pacific) Limited, Suite 1706, Alexandra House, 18, Chater Road, Central, Hong Kong. Italy: Allfunds Bank S.A.U., Milan Branch, Via Bocchetto, 6, 20123 Milano, Italia; Societe Generale Securities Services S.p.A, Via Benigno Crespi 19A – MAC2, Milan. Luxembourg: BNP Paribas Securities Services, Luxembourg Branch, 33 rue de Gasperich, L-5826, Grand Duchy of Luxembourg. Spain: Allfunds Bank, C/ La Estafeta 6, Edificio 3, 28109 Alcobendas, Madrid, Spain. Sweden: Skandinaviska Enskilda Banken AB ("SEB"), Kungsträdgårdsgatan 8, SE-106 40, Stockholm, Sweden. Switzerland: First Independent Fund Services Ltd, Klausstrasse 33, CH-8008 Zurich is the Swiss representative and BNP Paribas Securities Services, Paris, succursale de Zurich, Selnaustrasse 16, CH-8002 Zurich is the Swiss paying agent. Taiwan: Capital Gateway Securities Investment Consulting Enterprise, 9F/9F-1, No. 171, Songde Road, Xinyi District, Taipei City, Taiwan, R.O.C. United Kingdom: Jupiter Investment Management Limited, The Zig Zag Building, 70 Victoria Street, London, SW1E 6SQ, United Kingdom. The Fund is recognised by the FCA. Other: Jupiter Asset Management Series plc, c/o Citibank Europe plc, 1 North Wall Quay, Dublin 1, Ireland. In Denmark, this material is only intended for the exclusive use of Danish eligible counterparties or professional investors. Danish retail investors may not invest in the sub-funds mentioned in the material. In Spain, Jupiter Asset Management Series plc is registered with the Comisión Nacional del Mercado de Valores under number 301. Jupiter Investment Management Limited is registered under number 2479. The prospectus, KIID and the latest economic reports can be obtained at no cost from registered distributors as per the list available on the CNMV web page. In the Republic of Finland, this communication is not intended to constitute a public offer or an advertisement of securities. In Italy, this material is for the exclusive use of "professional clients or professional investors" (as defined in Legislative Decree no 58/1998 by reference to Annex 3 of CONSOB Regulation no. 20307 of 2018) and its dissemination to retail investors/clients is prohibited. In Luxembourg, this information does not constitute, under any circumstances, an offer or an invitation to purchase or sell shares in Luxembourg and does not and is not intended to constitute an offer of shares in the Grand Duchy of Luxembourg. It does not constitute legal, accounting, or tax advice. Jupiter uses all reasonable skill and care in compiling the information in this communication which is accurate only on the date of this communication. You should not rely upon the information in this communication in making investment decisions. Nothing in this communication constitutes advice or personal recommendation. An investor should read the Key Investor Information Document(s) ("KIID") before investing in the Fund. The Prospectus and KIID are available in English and other languages required by the local applicable law free of charge online at [www.jupiteram.com](http://www.jupiteram.com). A summary of investor rights in English can be found in the Document Library at [www.jupiteram.com](http://www.jupiteram.com). The Management Company may terminate marketing arrangements.

The ongoing charges figure is based on the expenses of the Fund for the 12 month period ended Dec 2021. Where the Fund invests in other underlying funds, which may include closed-ended funds such as investment trusts, the ongoing charges figure will include the ongoing charges for those funds, and will therefore vary from year to year. The ongoing charges figure excludes portfolio transaction costs, except in the case of an entry/ exit charge paid by the Fund when buying or selling shares in another collective investment undertaking.

## Jupiter Factsheet – Glossary

**Absolute return** : the total return of an asset, portfolio or fund over a given period of time OR an investment approach that attempts to achieve a return which is not benchmarked against an index

**Ask / Bid price** : the lowest price a seller is willing to sell a security for / the highest price a buyer is willing to pay for a security

**Bond** : a debt instrument ('I Owe You') issued by a company (corporate bond), government (sovereign/government bond) or other institution in order to raise money. In most cases, bonds pay a fixed interest rate (coupon) over a fixed period of time and will be repaid on a particular date. **See Coupon**

**CFROI** : means cash flow return on investment

**Convertibles** : securities (e.g. bonds or preference shares) that can be exchanged at some point in the future for a specified number of shares at a specified price of the company issuing the securities. **See Bond.**

**Coupon** : denotes the interest in % paid on a bond **See Bond.**

**Credit rating** : an assessment of a borrower's credit worthiness, i.e. the likelihood of the borrower to repay its debts.

**Delta/Weighted Average Delta** : delta measures the change in value of a derivative from a change in the price of the underlying asset. It is sometimes referred to as the "hedge ratio." **Weighted Average Delta** refers to the overall delta of a collection of derivatives based on the delta of each individual derivative and their respective "weight" or size in the collection as a whole. **See Derivative.**

**Derivative** : a financial instrument that derives its value from its underlying assets. Common underlying assets include stocks, bonds, commodities, currencies, interest rates and market indices. Futures contracts, forward contracts, options and swaps are the most common types of derivatives. Derivatives can be purchased 'on margin', i.e. at a fraction of the value of the underlying asset. Thus, they are 'leveraged' instruments where the risk of loss can be greater than the initial outlay. Derivatives can be used like insurance contracts (i.e. to hedge market risk) or for investment purposes. **See Hedge, Leverage.**

**Distribution Yield** : the total interest paid by a fund divided by the fund's value.

**Duration/Modified Duration** : Duration estimates the sensitivity of a bond or bond fund to changes in interest rates. It is measured in years. The longer a bond's duration, the more sensitive it is to interest rate movements. Modified duration estimates the effect that a 1% change in interest rates will have on the price of a bond or bond fund.

**Economic Gross** : the gross exposure adjusted to account for investments with mutually exclusive outcomes, for example a short position hedge on a share that is also held as a long position. **See Gross exposure, Long/short position, Hedge.**

**Effective Duration** : estimates the sensitivity of a bond's price to changes in benchmark interest rates. Effective duration is required for the measurement of interest rate risk for complex types of bonds. **See Bond.**

**Engagement** : means dialogue with management teams and boards, including nonexecutive directors. Engagement enables us to assess and influence how businesses are managed.

**Equity** : a share representing an ownership interest in a company. Equity market means stock market.

**Exchange Traded Fund (ETF)** : a fund vehicle that is traded like a stock on a stock exchange. It is used to track and mimic the performance of a specific market index.

**Exposure** : Describes the level of risk to a particular asset, asset type, sector, market or government. Also, the directional market exposure of a (absolute return) fund. **See Absolute Return, Gross/Net exposure.**

**Fixed interest/income** : denotes debt instruments (securities) that pay a fixed interest rate (e.g. bond, commercial paper). Also, a universal term for bond or debt investing. **See Bond**

**Floating rate note (FRN)** : a bond with a variable interest rate. The interest rate is variable as it is tied to a benchmark such as LIBOR (London Interbank Offered Rate). **See Bond.**

**Futures** : an exchange traded contract between two parties to buy or sell a commodity or a financial instrument at a pre-determined price at a future date. **See Bond Future, Derivative.**

**Gearing** : measures a company's borrowings (debt) as a proportion of assets. **See Leverage.**

**Gross exposure** : the percentage value of the long positions plus the percentage value of the short positions. **See Net exposure.**

**Hedge** : an investment designed to reduce the risk of adverse price movements in an asset by taking an offsetting position. Derivatives are usually used as hedging tools. **See Derivative.**

**High Water Mark** : the highest level that a fund's net asset value (NAV) has reached at the end of any 12-month accounting period. **See Net Asset Value.**

**Hurdle Rate** : the minimum level of return required before a fund can charge a performance fee. **See Performance fee.**

**Leverage** : the use of financial instruments (e.g. debt) to increase the potential return of an investment. **See Notional value.**

**Liquidity** : measures how easily an asset or security can be converted into cash.

**Long/short position** : a long position is buying a security with the expectation that it will deliver a positive return if its value goes up and a negative return if its value falls. Conversely, a short position involves selling a borrowed security with the expectation of buying it back at a lower price to make a profit. However, if the security goes up in value, a short position will make a loss.

**Maturity** : refers to a finite time period at the end of which a security/debt instrument is due to be repaid. **See Bond.**

**Money market** : markets in which short-term (less than one year) debt instruments are traded. Money market instruments are typically cash deposits and commercial papers.

**Net asset value** : in relation to a fund, the market value of its assets less its liabilities. The market value is usually determined by the price at which an investor can redeem shares.

**Net exposure** : the percentage value of the long positions less the percentage value of the short positions. **See Gross Exposure, Long/short Position**

**Non-rated bonds** : bonds that are not rated. **See Bond.**

**Notional value** : commonly used in relation to a derivative, denotes the theoretical value of its underlying asset. **See Derivative**

**Open-ended Investment Company (OEIC)** : a fund vehicle, which can issue a limitless number of shares whose value are directly linked to the value of its underlying investments. OEICs normally list a single price based on the NAV. **See Net Asset Value**

**Performance fee** : a fee paid to an asset manager for generating positive returns above a hurdle rate.

**Preferred bonds** : have greater seniority when a bond issuer repays its debts. In the event that the issuer cannot repay all its debt, the holders of preferred bonds will be further forward in the queue for repayment than holders of other ('nonpreferred') bonds.

**Risk and Reward Profile** : The Risk and Reward Indicator table demonstrates where the Fund ranks in terms of its potential risk and reward. The higher the rank the greater the potential reward but the greater the risk of losing money. The lowest rank does not mean 'no risk'. It is based on past data, may change over time and may not be a reliable indication of the future risk profile of the Fund.

**Share** : a unit of ownership interest in a company or financial asset. **See Equity.**

**SICAV** : Société d'Investissement à Capital Variable. A type of open-ended fund widely used in Europe.

**Spread** : the difference between the bid and the ask price of a single security. It can also refer to the difference in price between two securities. **See Ask/Bid price.** Total return: the capital gain or loss plus any income generated by an investment over a given period.

**Stewardship** : our responsibility to understand and manage investment risks we take on behalf of our clients. We consider material Environmental, Social and Governance ('ESG') information in the same way as we consider other types of investment analysis. These three factors enable us to evaluate how companies interact with the Environment (such as climate change), Society (human rights) and Governance (management). Stewardship entails a responsibility to monitor and engage with the companies in which we invest.

**Sustainability** : by appropriately considering ESG risks and engaging with companies, we strive to generate long term, sustainable returns for our clients.

**Unit Trust** : A fund vehicle which can issue a limitless number of units whose value are directly linked to the value of its underlying investments. Jupiter Unit Trusts are single priced, which means they have one price for buying and selling.

**Value at Risk (VaR)** : value at Risk, a mathematical way of measuring the maximum expected loss of an investment over a period of time.

**Volatility** : measures how much the price of a security moves up or down over a period of time. A stock that experiences big price swings has high volatility, while one which moves up or down in smaller increments has low volatility.

**Yield to Maturity** : Yield to maturity (YTM) measures the annual return an investor can anticipate for holding a particular bond until it matures. When considering an entire bond portfolio, an average yield is used based on the weightings of individual bonds within that portfolio.

**Yield** : the rate of interest or income on an investment, usually expressed as a percentage